

Clearblue®

Pregnancy Test

Fast & Easy

- Over 99% accurate from the day of your expected period.
- **Read this leaflet carefully before taking a test.**

1 Take the test

If testing from the day of your expected period, you can test at any time of the day. If testing before the day of your expected period, use the first urine of the day. Don't drink lots of liquid before taking the test.

- When you are ready to test, remove the test stick from the foil wrapper and take off the blue cap. Use the test stick straight away.

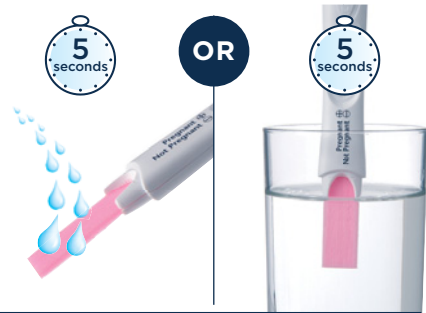
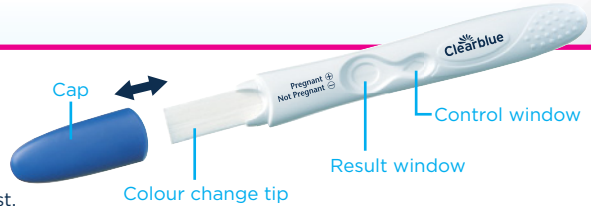
Test in your urine

You can test directly in your urine stream, or in a sample of your urine collected in a clean, dry container.

- Hold the colour change tip pointing downwards in either your urine stream, or in your collected urine sample, as shown, for **5 seconds only**.
- The colour change tip will quickly turn pink, showing that urine is being absorbed. **You must continue to hold the colour change tip in the urine for the full 5 seconds.**
- Keep the colour change tip pointing downwards or lay the test stick on a flat surface until the line has appeared in the control window.


You may wish to replace the cap.

See Q5 if the colour change tip has not turned completely pink.



2 Wait 2 minutes

- A blue line in the control window shows that the test has worked.
- You can read your result after **2 minutes**.
- **Do not read your result until this blue line appears.**
- If no blue line appears in the control window within **10 minutes** the test has not worked (see Q6).



3 Read your result

You can now read your result in the result window.



It does not matter if one of the lines that make up the '+' symbol is lighter or darker than the other; the result is 'Pregnant':



If you are still unsure of your result see Q7 for full details.

IMPORTANT! Read your result within **2-10 minutes** of taking a test. Disregard any changes in your result after this time.



Questions and Answers

1 How accurate is Clearblue?

This test is more than 99% accurate in laboratory tests, when used from the day of your expected period.

2 How does Clearblue work?

When you are pregnant your body produces the pregnancy hormone hCG (human Chorionic Gonadotrophin). The amount of hCG in your body increases in the early stages of pregnancy. This test can detect tiny amounts of this hormone in your urine from the day of your expected period (the sensitivity of this test is 25mIU/ml).

3 When can I test with Clearblue Fast & Easy?

You can test up to 5 days before your missed period (which is 4 days before your expected period). If you test before the day of your expected period and get a 'Not Pregnant' result, there is still a chance that you may be pregnant. See the chart below for results from clinical testing with early pregnancy samples.

| Testing Early | |
|---|---|
| Number of days before the expected period | % of samples from pregnant women giving a 'Pregnant' result |
| -1 | 87% |
| -2 | 84% |
| -3 | 74% |
| -4 | 53% |

To work out when your period is expected, calculate your usual cycle length by counting the number of days from the first day of your period until the day before your next period starts.

- If you have irregular cycles, you should allow for your longest cycle in recent months before testing.
- If the result is 'Not Pregnant', and pregnancy is still suspected see Q10.

4 Can any medication or medical conditions affect the result?

- Always read the manufacturers' instructions for any medication you are taking **before** conducting the test.
- Fertility drugs containing hCG can lead to misleading results (these fertility drugs are usually given by injection and testing too soon after administration may give a false 'Pregnant' result).
- Other fertility therapies (such as clomiphene citrate), painkillers and hormonal contraceptives (e.g. contraceptive pill) should not affect the result.
- If you have recently stopped using hormonal contraception or are using fertility therapies like clomiphene citrate, your periods may be irregular, leading you to test too soon.
- If you have recently been pregnant (even if you did not carry to full term) you may get a false 'Pregnant' result.
- Ectopic pregnancy, ovarian cysts, menopause and some very rare medical conditions can lead to misleading results.
- If you have a 'Pregnant' result it is possible that you later find that you are not pregnant due to natural loss of the pregnancy which can occur in the early stages.

If you do get unexpected results you should discuss them with your doctor.

5 I have used the test but the colour change tip has not turned completely pink. What should I do?

If the colour change tip has not turned completely pink you may not have applied enough urine. However, if the blue line in the control window appears within 10 minutes of performing the test then the test has worked. If no blue line appears in the control window within 10 minutes of performing the test, see Q6.

6 I have used the test but no blue line has appeared in the control window. What should I do?

If there is no blue line in the control window within 10 minutes of performing the test, then the test has not worked.

This may be because:

- The colour change tip was not kept pointing downwards or the test stick was not laid flat after urine was applied.
- Too much or too little urine was used. **You must sample for 5 seconds.**

You should test again, using a new test, taking care to follow the instructions. You may wish to collect a sample of your urine in a clean, dry container and immerse just the colour change tip for 5 seconds only.

7 What if I am unsure of my result?

- For your result to be 'Pregnant' there must be a blue line in the control window and a '+' symbol in the result window within 10 minutes of performing the test.

The appearance of the '+' symbol in the result window may vary, however, the lines that make up the '+' symbol and the line in the control window should be of a similar width (see pictures A-C).

Picture A

This is more likely to occur when you are pregnant and you are testing more than a few days after your expected period as hCG levels are higher.

Picture B

This is not unusual when you are pregnant and you are testing on or around the day of your expected period as hCG levels are still relatively low.

Picture C

This still denotes a 'Pregnant' result.

If you are still unsure of your result, you should wait at least 3 days before testing again, taking care to follow the instructions.

- For your result to be 'Not Pregnant' there must be a blue line in the control window and a '-' symbol in the result window within 10 minutes of performing the test. If your result is 'Not Pregnant' and pregnancy is still suspected, see Q10.

8 How long will the result last?

The result can be read any time up to 10 minutes after taking the test. After 10 minutes any change in your result should be disregarded.

9 My test says I'm 'Pregnant'. What should I do?

If your test says you are pregnant you should see your doctor who can advise you on what steps you should take next.


10 My test says I'm 'Not Pregnant'. What should I do?

You may not be pregnant or the level of pregnancy hormone may not be high enough yet to be detected, or you may have miscalculated the day your period was expected. If your period is overdue, test again in 3 days' time if pregnancy is still suspected. If this test gives you a 'Not Pregnant' result and you still have not had your period, see your doctor.

www.clearblue.com

Advisors available 07:00 - 15:00hrs Mon-Fri, excluding Bank Holidays.

UK 0800 917 2710 • IE 1800 812 607

Free from landlines, mobiles may be charged. All calls are recorded and may be monitored for quality purposes. Please be ready to quote the  number.

For self-testing at home.

For *in vitro* diagnostic use only.

Not for internal use.

Do not reuse.

Keep out of reach of children.

Store between 2° - 30°C.

Allow to reach room temperature for 30 minutes prior to testing if stored refrigerated.







Do not use if the foil wrapper is damaged.

Do not use after the 'use by' date.

Discard with normal household waste.



0843

| | | | |
|---|--------------|---|---|
|  | Manufacturer |  | Do not re-use |
|  | Batch code |  | <i>In vitro</i> diagnostic medical device |
|  | Use-by date |  | Temperature limit 2°C - 30°C |



SPD Swiss Precision Diagnostics GmbH (SPD),
Route de St Georges 47, 1213 Petit-Lancy, Geneva, Switzerland.
Clearblue is a trade mark of SPD. © 2017 SPD. All rights reserved.

Distributed by P & G South Africa Trading (Pty) Ltd.,
15 Alice Lane, Standton 2196 Gauteng, South Africa
RSA Consumer Careline 0800 555 454
(free from landlines).

2300431.02 02-2017